



EXCLUSIVE PRODUCT RANGE!

Stone Coated Metal Roof Tile/
Asphalt Roofing Shingles



— 2023-2024 —

TOITURE PREMIUM ROOFING PRODUCTS

Providing Premium Roofing Products
with Warranty upto 50 Years

Why Only Toiture?




50 Years Warranty
0.45MM Thickness
Alu Zinc Composition
Rust Free Technology

Product Structure

To find our specific sauce beyond our 50 years warranty

1. The protective layer of aluminum-zinc (55% aluminum, 43.4% zinc and 1.6% silicon) on the steel boyd.
2. Beautiful basalt stone chips with high-temperature treated.



More Benefits

Lightweight

Because the density of 55% AL-Zn is lower than that of Zn, the area of galvanized steel sheet is more than 3% large than that of coated steel sheet with the same weight and the same thickness of the gold plating layer.



Thermal Reactivity

The galvanized steel sheet has a high heat reflectivity, which is twice that of the galvanized steel sheet. It is composed of a base steel sheet and natural stone particles, so it can suppress the rapid rise in temperature in summer.



Economical

In the construction of the building roof, there is no need to remove any roofing materials, and it can be directly constructed

Flame retardant

Class A fireproof material, in case of fire, it will not spread the fire, and it is safe to use.






Diamond

DIMENSIONS

- TILE SIZE: 4.4FT (1340MM) X 1.4FT(420MM)
- COVER AREA PER TILE: 5.2 SQFT(0.48SQM)
- INSTALLED SIZE: 4.2FT(1290MM) X 1.2FT (370MM)



Newly Launched



Empire Classic

DIMENSIONS

- TILE SIZE: 4.3FT (1300MM) X 1.4FT(420MM)
- COVER AREA PER TILE: 5 SQFT(0.46 SQM)
- INSTALLED SIZE: 4.1FT(1250MM) X 1.2FT (370MM)



THE FUTURE Cedar



DIMENSIONS

- TILE SIZE: 4.4FT (1340MM) X 1.4FT(420MM)
- COVER AREA PER TILE: 5.2 SQFT(0.48 SQM)
- INSTALLED SIZE: 4.2FT(1290MM) X 1.2FT (370MM)



Elite



DIMENSIONS

- TILE SIZE: 4.4FT (1340MM) X 1.4FT(420MM)
- COVER AREA PER TILE: 4.6 SQFT(0.43 SQM)
- INSTALLED SIZE: 4.1FT(1250MM) X 1.1FT (340MM)



Range of Colors




RED



BLACK RED



BRICK



ARTIC BLUE



DARK GREEN



TERRACOTTA



BURGUNDY



COFFEE BROWN




FOREST GREEN



BLACK & WHITE



THATCH



SKY BLUE



BLACK




HIGH ASH




CHARCOAL

Our Accessories

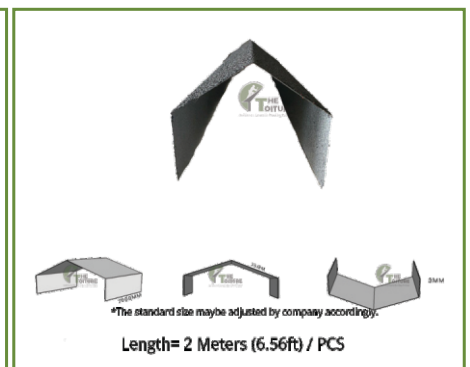
Valley Gutter



Square Ridge



Angle Ridge



Circular Ridge



Flat Sheet



Range Force Screw



Why Only Toiture?



PERFORMANCE
YOU CAN **TRUST**

Let it

Snow



Rain



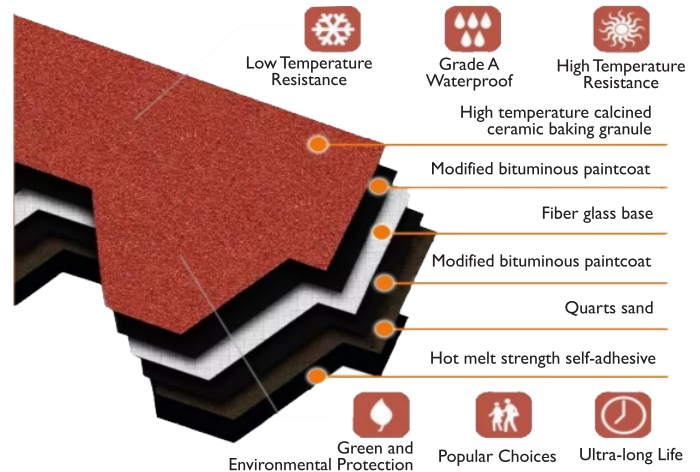
Or Blow..



Product Structure

Although wood shingles, slate, tile, metal, and a host of other materials can be used to surface house roofs, asphalt stands out as the roofing material of choice because it is relatively affordable, easy to apply, fire-resistant, comparatively lightweight, available almost everywhere, and durable enough to last for 15 to 40 years.

In the past, uninteresting appearance was the biggest strike against asphalt roofing-it just didn't offer the visual interest and charm of classic materials such as wood and tile. But things have changed. Today, asphalt shingles are sold in many textures, grades, and styles that are reasonable convincing at mimicking the look and character of traditional materials.

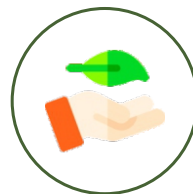


More Benefits



Fire Resistant

Weake'n Walls can tolerate lightweight roof and interlocking tiles result in strong roof.




Feather-light Weight & Easy to Install

No need to change the building underlayment,
No Need to use specific Accessories



Waterproof & Weatherproof

Available in various climates, Great corrosion resistant.



Noise Resistant

The Reduced Noise Impact is the result of our textured, stone chip coated finish.

Three Tab

SINGLE LAYER ASPHALT ROOFING SHINGLE



35
Years
MANUFACTURER'S
WARRANTY

1000

333



**Per
Bundle**

Quantity : 21 Pcs
Area : 33.4 sqft
Weight : 27.5 kg

The Advantage of Asphalt Shingle


1. Economic

The Cost of asphalt shingle is lower than many other roofing tile, and the related change for transportation and installment are reduced much because of light weight and easy installment.

2. Light weight and easy to install

The weight of asphalt shingle is much less weight compared with other roofing material, so it reduce the requirement for load-bearing support of roofing






50
Years
MANUFACTURER'S
WARRANTY

Laminated

DOUBLE LAYER ROOFING SHINGLE



Per Bundle | Quantity : 16Pcs
Area : 25sqft
Weight : 27.5 kg

3. Wide application

Asphalt shingle could use for more wide-angle roofing slope than other roofing material, it could be used for 15-90° roofing slope. It also could be used in any shape of the roofing and there are many colors to choose from.

4. Noise reduction and heat insulation

The stone chips could reduce the noise when its raining or hailing, it also could insulate from heat when expose to extreme UV and keeps warm in Winter.





COLOR PALLETE




Red



Asian Red



Sierra Gray



Harbor Blue



Bark Brown




Brown Wood




Diamond Blue




Estate Gray




Green



Dark Black



Desert Tan



Autumn Brown

NOTE: ACTUAL PRODUCT COLOR MAY VARY SLIGHTLY FROM THE COLORS SHOWN IN THE CATALOGUE.
IF COLOR HUE IS CRITICAL FOR YOU, PLEASE REQUEST FULL SIZE SAMPLES BEFORE MAKING YOUR FINAL CHOICE.



THE TOITURE

Diyalpura Road, Near Apple
Resort, High Ground Road,
Zirakpur - Patiala Highway,
Zirakpur, SAS Nagar, Mohali , India

Stone Coated Roof Tile & Asphalt Shingle
+1 888 246 5079 | info@thetoiture.com
1211 Trillium Cir, Raleigh North Carolina
USA, 27606
www.thetoiture.com